

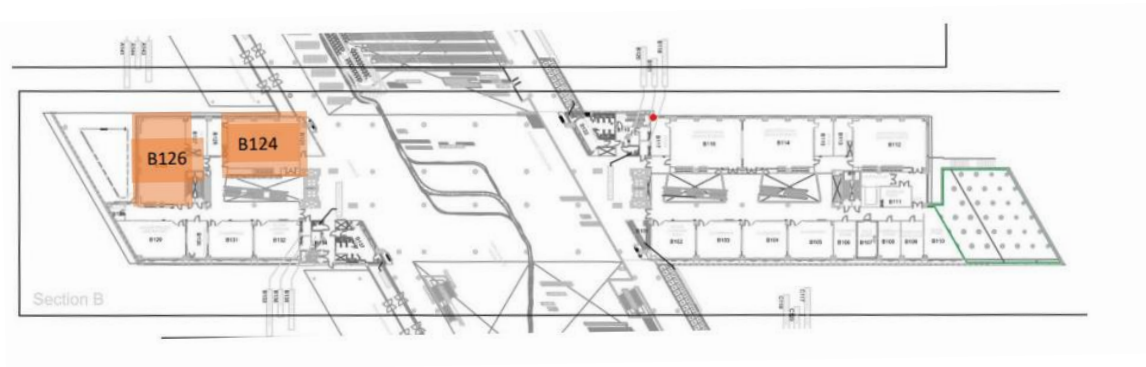


## Architectural Design Studios

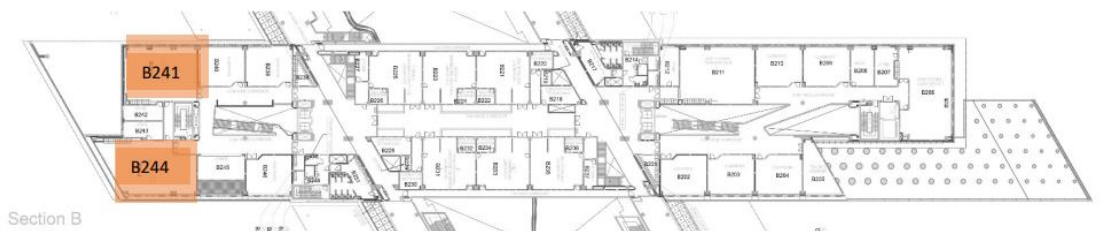
Prepared by Dr. Djamel Ouahrani  
Date 25 February 2024

## Introduction

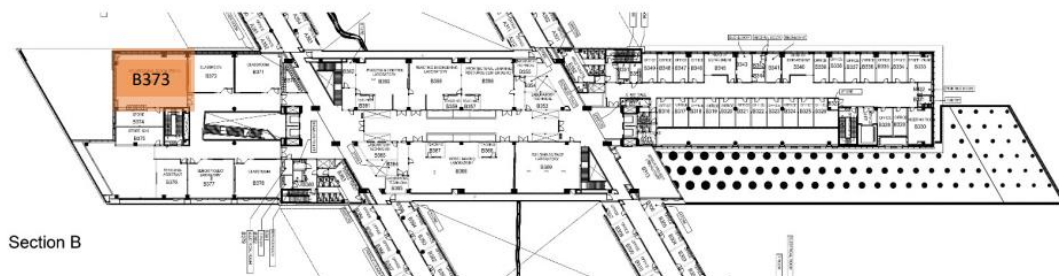
DAUP has five design studios of size around 10m x 18m, which can accommodate 24 to 32 students. All design studios are neatly organized with drawing tables and chairs. Space planning allows for maximum flexibility for instruction and offers opportunities for different spatial organizations to facilitate individual and collaborative work. There's plenty of light, both from big windows letting in sunshine and special lights inside to make sure enough light to work comfortably. The studio layout provides individual workspace to all students, which allows for the progressive development of architectural skills such as drafting and sketching through the utilization of the drafting tables available in the layout of the space. The location of the design studios are B124, B126, B241, B244 and B373 as shown in the floor plan of the building College of Engineering, Ho7.



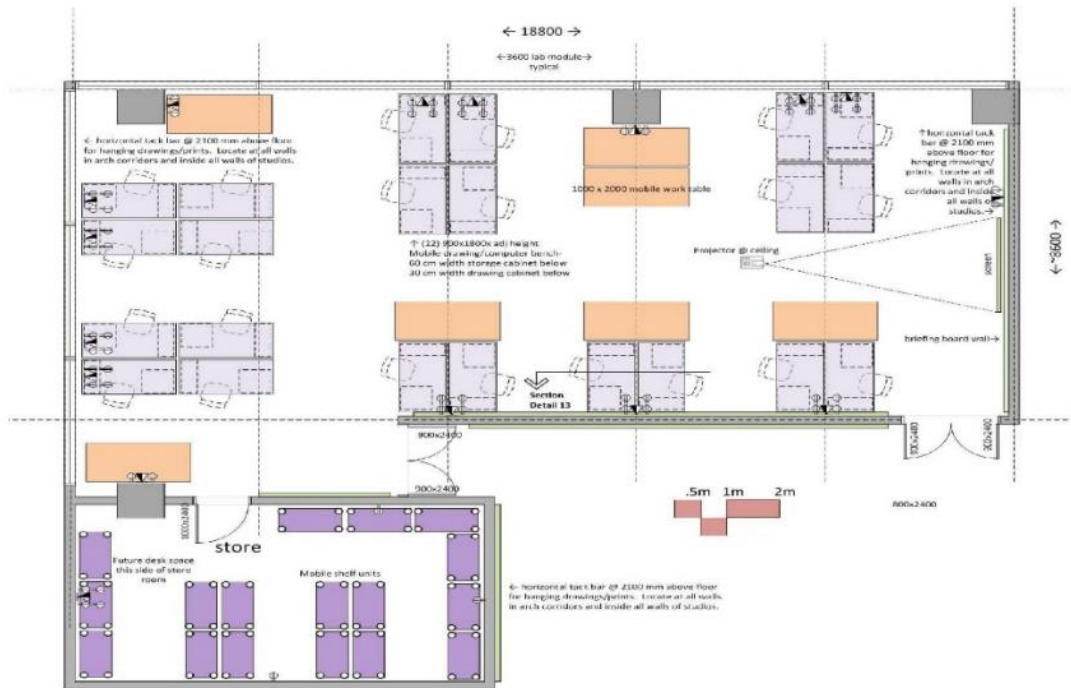
Ground floor, H07- section B



First floor, H07- section B



Second floor, H07- section B



Architecture Design Studio Typical Layout

At first, the design studios were designed to accommodate 22 workstations. However, over time, modifications were made and now they have the capacity to accommodate up to 30 working stations. The working station is equipped with a table, chair, and storage space that is conveniently embedded within the tables. Not only is a storage/archival room included in the design of each studio, but equal attention is given to the thoughtful placement of storage lockers. Additionally, there is a fire escape stairway situated just outside the studio spaces, which can be utilized in case of an emergency fire situation.

Below is a list of the state-of-the-art facilities that can be found in all the Design Studios.

Table 1: Equipment available at the design studios.

<p>1. Advanced audiovisual system for digital presentations and video projection.</p>	
---	--

2. Drawing tables and lockers for students.



3. Wall-fixed panels and moveable panels for pinup and posters presentations.

